

First Time Healow Users

How to Login and Logout

Enter the practice code ACBJAA. Enter your portal username and password, then enter a unique PIN code to access Healow in the future.

Please Note:

Patients must be Web-enabled and already have an active account set up on the patient portal prior to logging into the Healow App.

To Search by Practice

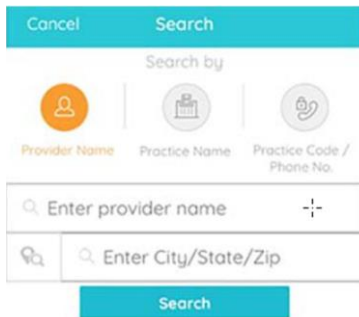
1. Tap *GET STARTED*



2. Enter the *Practice Code*: ACBJAA. Then click login



3. Tap Practice Code (ACBJAA). Tap Search




A mobile application search screen with a teal header containing 'Cancel' and 'Search'. Below the header is a 'Search by' section with three icons: a person icon for 'Provider Name', a building icon for 'Practice Name', and a document icon for 'Practice Code / Phone No.'. There are two search input fields: the first is labeled 'Enter provider name' and the second is labeled 'Enter City/State/Zip'. A teal 'Search' button is at the bottom.

Initial Patient Login


1. Enter Username and Password Fields using your patient portal credentials

2. Tap Login



A mobile application login screen with a teal header containing 'Back' and 'Login'. The screen features the Boston Medical Clinic logo and the text 'Login to Patient Portal account Boston Medical Clinic'. Below this are two input fields for 'Username' and 'Password'. A dropdown menu shows 'This account belongs to Myself'. A large orange 'Login' button is at the bottom, with a link for 'FORGOT USERNAME OR PASSWORD?' below it.

3. Tap *I agree to the terms & conditions* button:



A mobile application screen for the 'TERMS OF USE AGREEMENT'. The header is teal with 'Terms of Use' and 'Cancel' buttons. The text reads: 'Ownership and Purpose of Application: The Healow application (the "Application"), powered by eClinicalWorks, is owned and operated by eClinicalWorks, LLC ("ECW"). The Application's purpose is to provide a secure network that will assist patients in managing their medical records, prescriptions, doctors' appointments and other healthcare related items from their mobile phones or tablets in order to assist them in obtaining improved quality, safety, and efficiency of care. The Application will interact with Healow.com and other websites and portals owned and operated by ECW or its affiliates (the "Sites").' At the bottom is an orange button that says 'I agree to the terms & conditions'.

4. The Create PIN window will open; use the number pad to create a unique 4 digit PIN

Create PIN

The confidentiality of your health information is important to us.
For that, we need you to create a 4 digit PIN of your choice to be used to unlock your app.

○ ○ ○ ○

| | | |
|-----------|----------|-----------|
| 1 | 2 ABC | 3 DEF |
| 4 GHI | 5 JKL | 6 MNO |
| 7 PQRS | 8 TUV | 9 WXYZ |
| | 0 | ⌫ |

5. *Optional:* Patients can set up Touch ID if their phone has this feature.

Your Login is now complete!